

Nationwide HOUSE PRICE INDEX



www.nationwide.co.uk/hpi

August 2016

Slight pickup in house price growth in August

- House prices increased by 0.6% in August
- Annual house price growth increased to 5.6%, from 5.2% in July

Headlines	Aug-16	Jul-16
Monthly Index*	409.2	406.7
Monthly Change*	0.6%	0.5%
Annual Change	5.6%	5.2%
Average Price (not seasonally adjusted)	£206,145	£205,715

* Seasonally adjusted figure (note that monthly % changes are revised when seasonal adjustment factors are re-estimated)

Commenting on the figures, Robert Gardner, Nationwide's Chief Economist, said:

"UK house prices increased by 0.6% in August, resulting in a slight pickup in the annual rate of house price growth to 5.6%, from 5.2% in July, although this remains within the 3-6% range prevailing since early 2015.

"The pickup in price growth is somewhat at odds with signs that housing market activity has slowed in recent months. New buyer enquiries have softened as a result of the introduction of additional stamp duty on second homes in April and the uncertainty surrounding the EU referendum. The number of mortgages approved for house purchase fell to an eighteen-month low in July.

"However, the decline in demand appears to have been matched by weakness on the supply side of the market. Surveyors report that instructions to sell have also declined and the stock of properties on the market remains close to thirty-year lows. This helps to explain why the pace of house price growth has remained broadly stable.

Outlook for the housing market still clouded

"What happens next on the demand side will be determined, to a large extent, by the outlook for the labour market and confidence amongst prospective buyers.

"It is encouraging that the unemployment rate remained at a ten-year low in the three months to June, though labour market trends tend to lag developments in the wider

economy. It is also positive that retail sales increased at a healthy rate in July, up almost 6% compared to the previous year, even though consumer confidence fell sharply during the month.

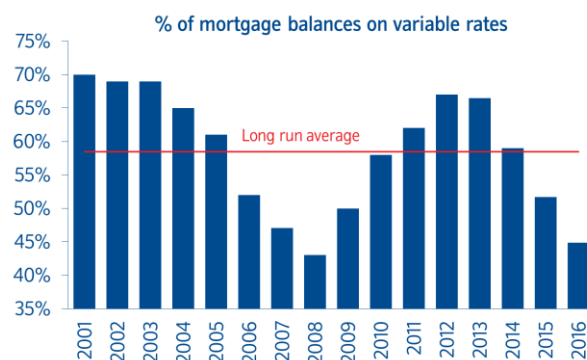
"However, business surveys suggest that the manufacturing, services and construction sectors all slowed sharply in July, and, if sustained, this is likely to have a negative impact on the labour market and household confidence.

"Most forecasters, including the Bank of England, expect the economy to show little growth over the remainder of the year. Indeed, these concerns prompted the Bank's Monetary Policy Committee (MPC) to implement a range of stimulus measures at the start of August, which will provide support to economic activity and the housing market.

Monetary policy measures will provide some support for households and the housing market

"The MPC's decision to lower UK interest rates from 0.5% to a new low of 0.25% will provide an immediate benefit to many mortgage borrowers, though for most the boost will be fairly modest.

"The proportion of mortgage balances on variable rate products is lower than average at present (c.45% compared to an average of around 60% since 2001) and the typical saving from a 0.25% cut in interest rates is around £15 per month.

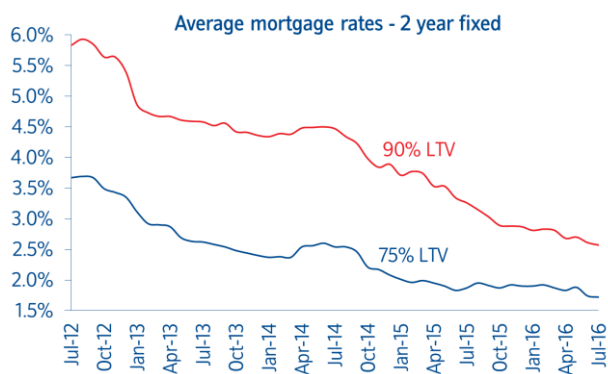


"The MPC's stimulus measures will also provide indirect support to the housing market, and not just by boosting wider economic activity. For example, the decision to

Media enquiries to: Robert Gardner, Chief Economist, robert.gardner@nationwide.co.uk
Mike Pitcher, 01793 657225, mike.pitcher@nationwide.co.uk



purchase an additional £60 billion of UK government bonds will put downward pressure on long term interest rates which will, in turn, help to lower the cost of fixed rate mortgages, which have already declined to new all-time lows (see chart below).



Source: Bank of England

“The creation of the new Term Funding Scheme is also important, as it means that lenders will have guaranteed access to low cost funding from the Bank of England, which should help ensure the supply of credit is maintained.”

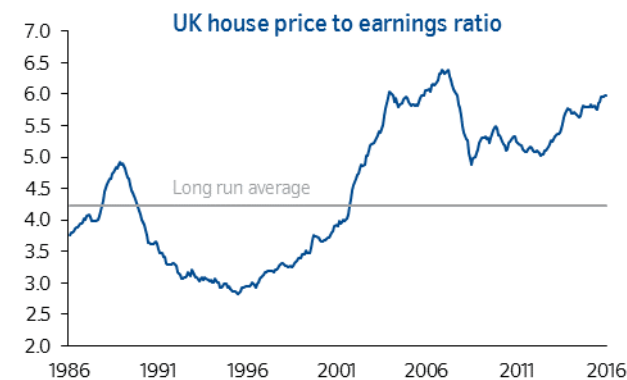
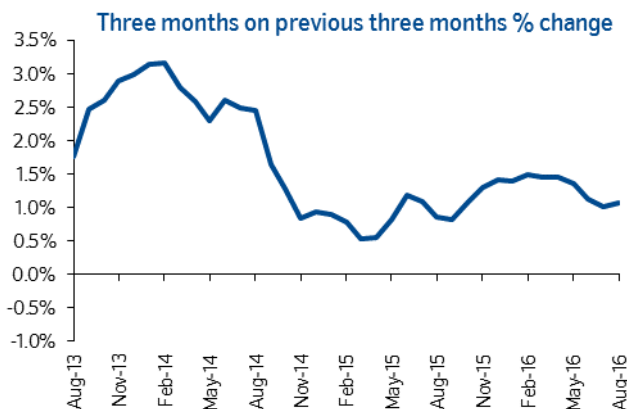
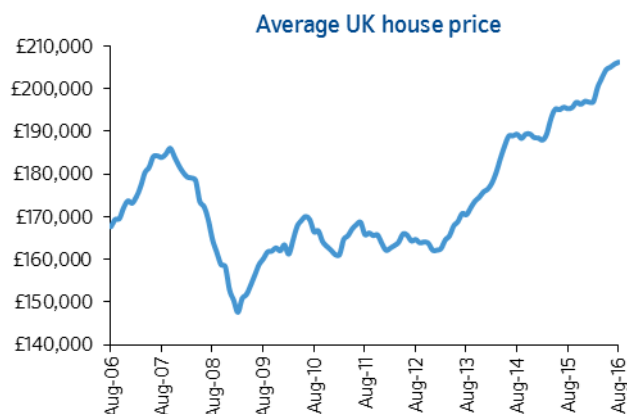
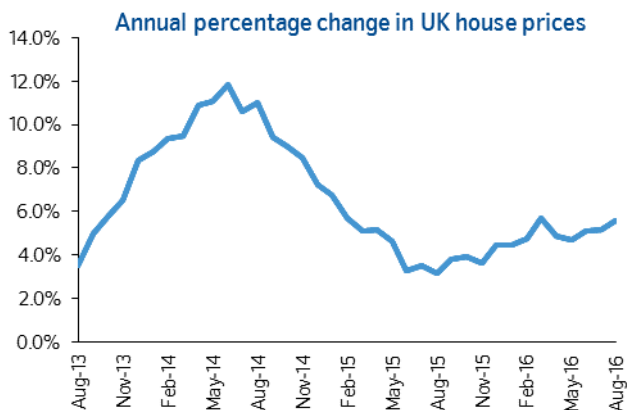
Monthly UK House Price Statistics

	Monthly % Change Seasonally Adjusted	3 Month on 3 Month % Change	Annual % Change	Average Price
Aug-14	0.7	2.4	11.0	189,306
Sep-14	-0.2	1.6	9.4	188,374
Oct-14	0.5	1.3	9.0	189,333
Nov-14	0.4	0.8	8.5	189,388
Dec-14	0.1	0.9	7.2	188,559
Jan-15	0.4	0.9	6.8	188,446
Feb-15	0.0	0.8	5.7	187,964
Mar-15	-0.1	0.5	5.1	189,454
Apr-15	1.1	0.5	5.2	193,048
May-15	0.3	0.8	4.6	195,166
Jun-15	-0.1	1.2	3.3	195,055
Jul-15	0.4	1.1	3.5	195,621
Aug-15	0.3	0.9	3.2	195,279
Sep-15	0.5	0.8	3.8	195,585
Oct-15	0.6	1.1	3.9	196,807
Nov-15	0.2	1.3	3.7	196,305
Dec-15	0.8	1.4	4.5	196,999
Jan-16	0.4	1.4	4.4	196,829
Feb-16	0.4	1.5	4.8	196,930
Mar-16	0.7	1.4	5.7	200,251
Apr-16	0.3	1.4	4.9	202,436
May-16	0.3	1.3	4.7	204,368
Jun-16	0.3	1.1	5.1	204,968
Jul-16	0.5	1.0	5.2	205,715
Aug-16	0.6	1.1	5.6	206,145

Media enquiries to: Robert Gardner, Chief Economist, robert.gardner@nationwide.co.uk
Mike Pitcher, 01793 657225, mike.pitcher@nationwide.co.uk



Charts



Source: Nationwide, ONS

Notes

Indices and average prices are produced using Nationwide's updated mix adjusted House Price Methodology, which was introduced with effect from the first quarter of 1995. The data is drawn from Nationwide's house purchase mortgage lending at the post survey approvals stage. Price indices are seasonally adjusted using the US Bureau of the Census X12 method. Currently the calculations are based on a monthly data series starting from January 1991. Figures are recalculated each month which may result in revisions to historical data.

More information on the house price index methodology along with time series data and archives of housing research can be found at <http://www.nationwide.co.uk/about/house-price-index/headlines>

Historical figures including index levels can be viewed using the following link: <http://www.nationwide.co.uk/about/house-price-index/download-data>

Photographs of our economist are available at: <http://www.nationwide.co.uk/about/media-centre-and-specialist-areas/media-centre/photo-library>

Legal Information

The Nationwide House Price Indices are prepared from information that we believe is collated with care, but no representation is made as to their accuracy or completeness. We reserve the right to vary our methodology and to edit or discontinue the indices at any time, for regulatory or other reasons.

Persons seeking to place reliance on the Indices for any purpose whatsoever do so at their own risk and should be aware that various factors, including external factors beyond Nationwide Building Society's control might necessitate material changes to the Indices.

The Nationwide House Price Indices may not be used for commercial purposes including as a reference for: 1) determining the interest payable, or other sums due, under loan agreements or other contracts relating to investments 2) determining the price at which investments may be bought or sold or the value of investments or 3) measuring the performance of investments.

Nationwide Building Society is the owner of the trade mark "Nationwide" and all copyright and other rights in the Nationwide House Price Indices.

The application of the IOSCO Principles on financial benchmarks to the NHPI is more fully set out in our [statement regarding IOSCO Principles](#). Nationwide considers that its arrangements for administration of the NHPI comply with the IOSCO Principles in a proportionate manner having regard to the nature of the index.

Media enquiries to: Robert Gardner, Chief Economist, robert.gardner@nationwide.co.uk
Mike Pitcher, 01793 657225, mike.pitcher@nationwide.co.uk

